

LITTLE SWANS!

12 YEARS AND UNDER

A Main Meal, a dessert and A Fruit Shoot £11!!

Sausages

Chicken Nuggets

Chilli Con Carne/ 5 Bean

Beef Burger

Ham & Eggs

Battered Cod

Fish Fingers

Bolognese

Main Course £7

Chunky Chips

Skinny Fries

Creamy Mash

Rice

Penne

Peas

Beans

Salad

Carrots

Cucumber & Carrot Sticks

CHOOSE A DESSERT!

£4

CHOCOLATE BROWNIE WITH VANILLA ICE CREAM

STICKY TOFFEE PUDDING WITH ICE CREAM

CREAMY RICE PUDDING WITH BERRY COMPOTE

SELECTION OF ICE CREAMS

Sundays Only!

Roast Beef £9

Roast Chicken £8.50


Roast Pork Belly £8.50

Lamb £8.50


CAN YOU FOLD THIS MENU INTO A SWAN?



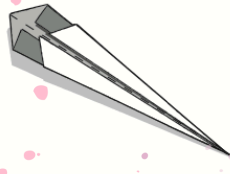
1. Start out with a square piece of paper, fold in half diagonally then unfold it.




2. Fold the corners into the centre so it looks like a kite, then turn the paper over.




3. Fold the flaps into the centre line again, then fold back out toward the edges.



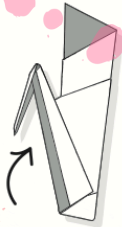
4. Repeat step 3 - Fold the flaps into the centre, and out toward the edge again.



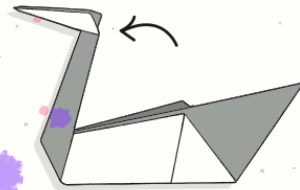
5. Fold the bottom of the 'kite' upwards, to make the swans neck.



6. Fold the tip of the neck down to make the swans head.



7. Fold the swan in half vertically.



8. Pull the neck of the swan away from the body.

Why did the swan cross the road!?
It was the chickens day off!

